




























Activity 1. Find the sound (focus on initial sounds).

Play the game 'spot the sound' using the alphabet sound mat.

Say the sound and ask your child to repeat the sound after you. Next ask them to find the correct letter to represent that sound.

My alphabet mat

					a 	b 	c 
d 	e 	f 	g 	h 	i 	j 	k 
l 	m 	n 	o 	p 	q 	r 	s 
t 	u 	v 	w 	x 	y 	z 	

 Teachers
copyright www.tr





Activity 2.

Match the Word to the picture (focus on initial and ending sounds).

Say the name of the picture and find the matching word by looking for the initial sound.

Match the picture to the word and ask your child to say the ending sound.

When all the words and pictures are matched up, ask your child to identify the words that rhyme.

	wig
	bat
	hat
	pig

Activity 3. Make the C.V.C. word (consonant, vowel, consonant). Focus on blending sounds together.

Write one sound (letter) in each box. Build up the word. Find the word in the previous activity if your child is struggling.

You will need the following sounds -

p

h

b (used twice)

c

d

w









r

a

i

Focus on the middle vowel sound. Use the alphabet mat if a reminder is needed for any sounds.

answers
(cat, bat, hat, rat, wig,
pig, big,dig)

					
<input type="text"/>	<input type="text"/>	<input type="text"/>	<input type="text"/>	<input type="text"/>	<input type="text"/>
					
<input type="text"/>	<input type="text"/>	<input type="text"/>	<input type="text"/>	<input type="text"/>	<input type="text"/>
					
<input type="text"/>	<input type="text"/>	<input type="text"/>	<input type="text"/>	<input type="text"/>	<input type="text"/>
					
<input type="text"/>	<input type="text"/>	<input type="text"/>	<input type="text"/>	<input type="text"/>	<input type="text"/>

Recommended further activities.

I recommend the BBC's programme 'Alphablocks'. All sounds are pronounced correctly and it reinforces the skills of blending and segmenting. The programmes are short and entertaining. There is also a website with interactive games and activities. I have included a character colouring activity in the 'worksheets' page in this folder.

There are several pages and activities to finish in the children's 'single sounds' books. This would help to keep their sounds fresh in their minds over the summer ready for the new term.

